

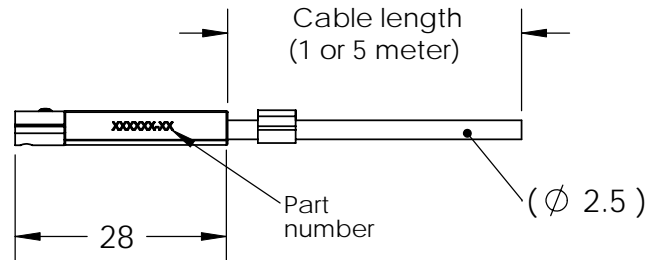
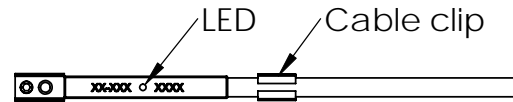
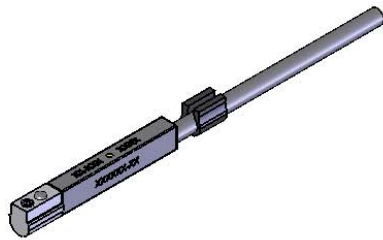
NOTES:

1. Electrical specifications per data sheet; documents 990005-01 and 990006-01.
2. Part includes 1 sensor cable and 10 cable clips.
3. Install into slots in HLD60, L70, or XL100 base and secure with clips.

Part number: **SEN-NX-XM**

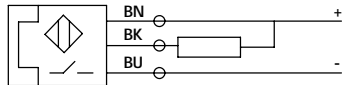
C closed
O open

Length (1 or 5 m)



WIRING:

NO / NC



THIS DOCUMENT AND ENTIRE INFORMATION HEREON ARE PROPRIETARY TO OEM DYNAMICS AND SHALL NOT BE USED IN ANY WAY DETRIMENTAL TO OEM DYNAMICS INTEREST NOR REPRODUCED WHATSOEVER WITHOUT EXPRESS CONSENT



California, USA
www.OEMDynamics.com

MATERIAL	FINISH	DRAWN GS	DATE 1-8-2009
		ENGR	DATE

TITLE
**OEM Dynamics
Sensor Cable**

METRIC

UNLESS OTHERWISE SPECIFIED:

THIRD ANGLE
PROJECTION

DIMENSIONS ARE MILLIMETERS

SIZE **A** DWG NO **SEN-NX-XM**

DO NOT SCALE DRAWING SCALE 1:1 SHEET 1 OF 1

